




Multidial 10 Turns 30.6mm Dia Projecting Design

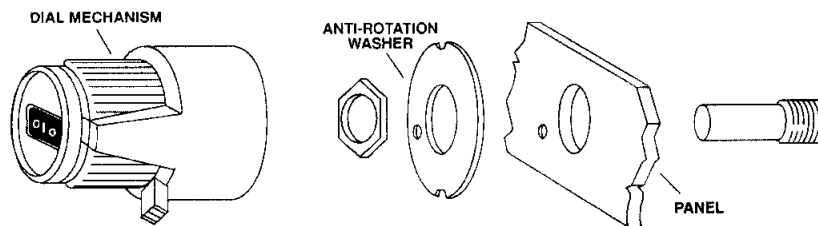
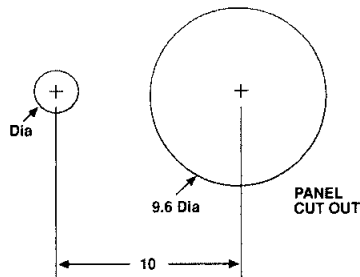


23-1-21 Projecting
L. 31.5mm

FEATURES

- Black body, satin face with chrome ring
- White three digit markings on black background
- Additional graduations for fine adjustment
- Protective window
- Locking lever for fixed position
- Suitable for 6.35mm shafts
- Supplied with locking key and mounting instructions

DIMENSIONS in inches (millimeters)



| ORDERING INFORMATION | | |
|-----------------------------|-----------------|------------------|
| 23 MODEL | 1 1/4" SHAFT | 21 BLACK BODY |
| Satin face with chrome ring | | |